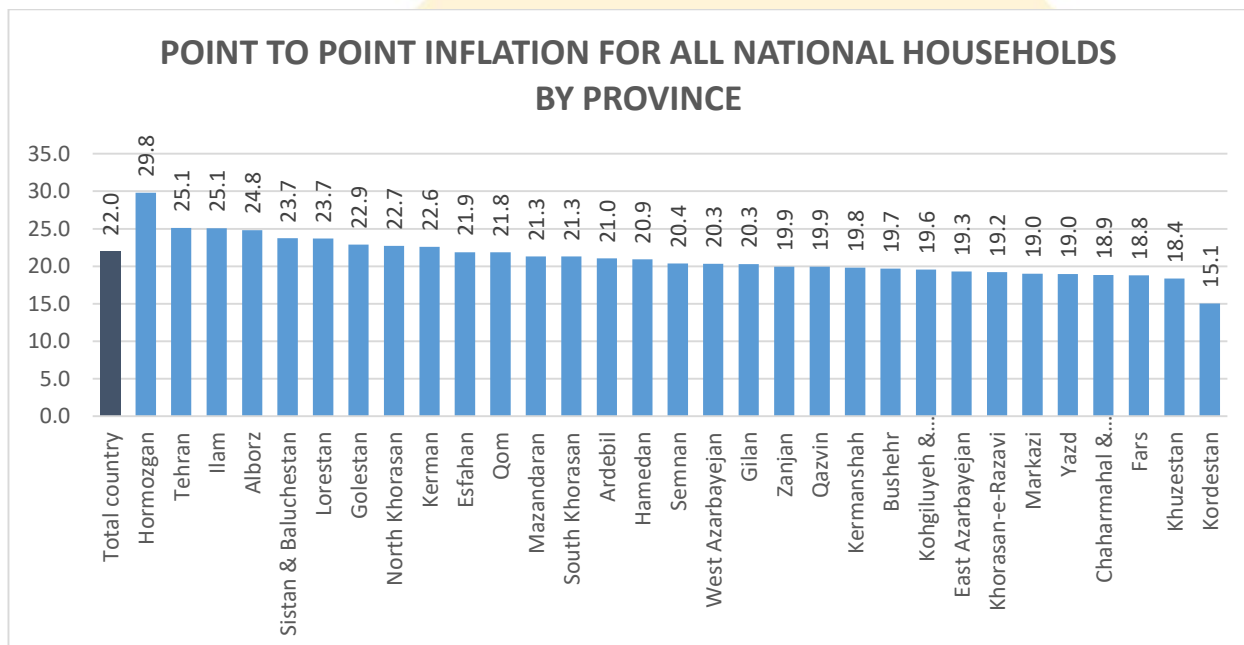


CPI by Provinces in the Month of Esfand of the Year 1398¹

All Households

In the month of Esfand² of the year 1398, the national households general index (1395=100) stood at 200.5 which increased by 1.5 percent compared with the previous month. In this month, the provinces of Khorasan-e-Razavi and Hamedan saw the highest monthly inflation rates of the national households with a 2.7 percent increase and the lowest monthly inflation rate went to Kohgiluyeh & Boyerahmad province with a 0.5 percent rise. Percentage change in general index for the national households was 22.0 percent in contrast to the corresponding month of the previous year (point to point inflation). The highest point to point inflation rate was for Hormozgan province with 29.8 percent and the lowest one was for Kordestan province with 15.1 percent. The twelve-month inflation rate ending the month of Esfand of the year 1398 for the national households stood at 34.8 percent. The highest twelve-month inflation rate went to Ilam province with 42.0 percent and the lowest one was for Fars province with 30.7 percent.



1. It is the Iranian year which usually begins on the day of 21 March of the Gregorian calendar. To find the corresponding year of the Gregorian calendar, add 621 or 622 (depending on the time of the year) to a [solar Hijri](#) year. For example, the corresponding year of the year 1398 in the Gregorian calendar is (21 March 2019- 19 March 2020).

²- **Iranian months and their equivalent in Gregorian calendar**

Farvardin (21 March-20April)

Ordibehesht (21 April-21 May)

Khordad (22 May-21 June)

Tir (22 June-22 July)

Mordad (23 July-22 August)

Shahrivar (23 August-22 September)

Azar (23 September-22 October)

Azar (23 October-21 November)

Azar (22 November-21 December)

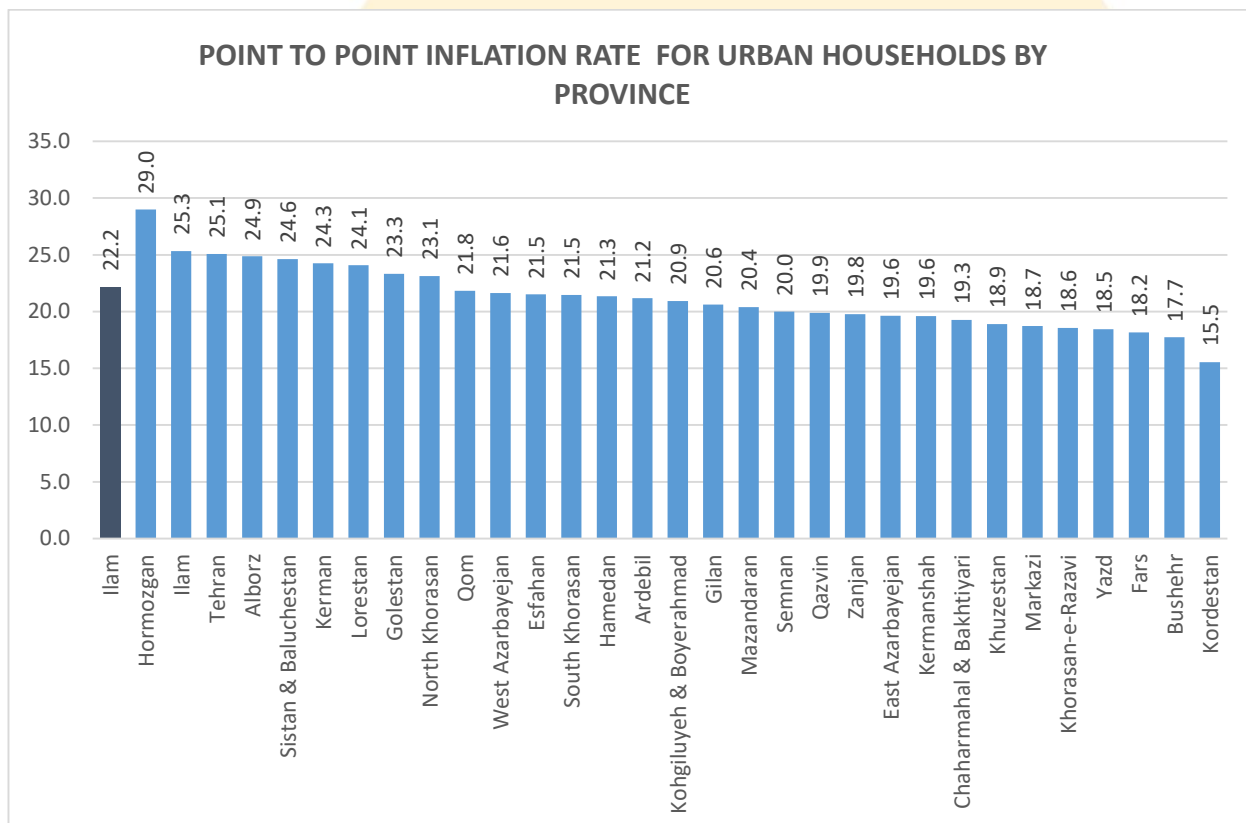
Dey (22 December-20 January)

Bahman (21 January-19 February)

Esfand (20 February-20 March)

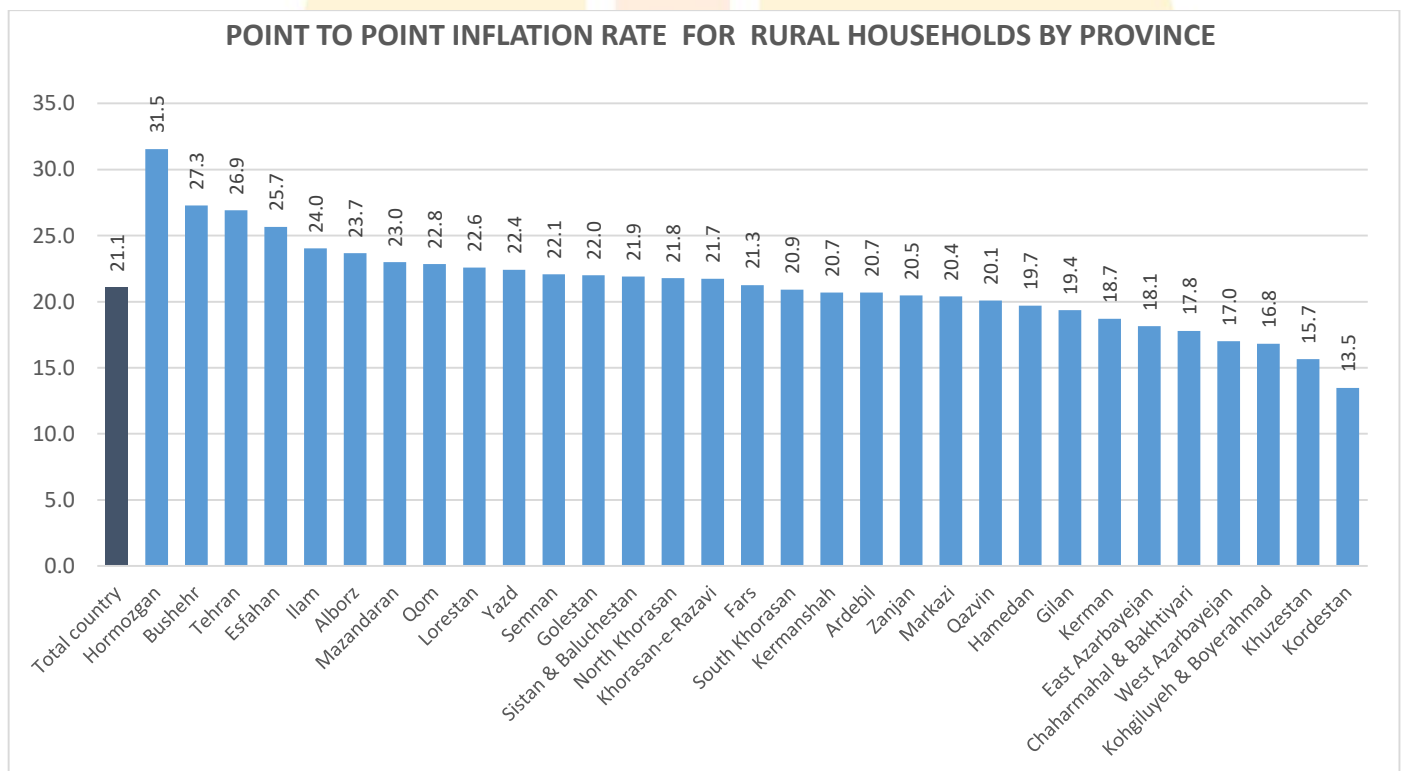
Urban Households

The general index for urban households (1395=100) stood at 199.5 in the month of Esfand of the year 1398 indicating a 1.4 percent rise compared with the previous month. In this month, the highest monthly inflation rate of urban households went to Golestan province with a 2.6 percent increase and the lowest monthly inflation rate was for Mazandaran, Chaharmahal & Bakhtiyari and Bushehr provinces with a 0.7 percent rise. The percentage change in general index for urban households was 22.2 percent in contrast to the corresponding month of the previous year (point to point inflation). The highest point to point inflation rate was for Hormozgan province with 29.0 percent and the lowest one went to Kordestan province with 15.5 percent. The twelve-month inflation rate ending the month of Esfand of the year 1398 for urban households stood at 34.4 percent. The highest twelve-month inflation rate went to Ilam province with 41.2 percent, and the lowest one was for Fars province with 29.1 percent.



Rural Households

The general index for rural households (1395=100) stood at 206.2 in the month of Esfand of the year 1398 indicating a 1.8 percent rise compared with the previous month. In this month, the highest monthly inflation rate of rural households went to Hamedan province with a 4.4 percent increase and the lowest monthly inflation rate was for Kohgiluyeh & Boyerahmad province with a 0.1 percent fall. The percentage change in general index for rural households was 21.1 percent in contrast to the corresponding month of the previous year (point to point inflation). The highest point to point inflation rate of rural households was for Hormozgan with 31.5 percent and the lowest one went to Kordestan province with 13.5 percent. The twelve-month inflation rate ending the month of Esfand of the year 1398 for rural households stood at 37.3 percent. The highest twelve-month inflation rate went to Ilam province with 45.5 percent, and the lowest one was for West Azarbayejan province with 32.8 percent.





Statistical Centre of Iran

General Price Index of Goods and Services for National Households and Percentage Changes in Index by Province, Month: Esfand Year: 1398

Base Year: 1395=100

Province	General index				Food, beverages and tobacco					Non-food items and services				
	General index	Monthly inflation	Point to point inflation	Twelve month inflation rate	Weight	Index	Monthly inflation	Point to point inflation	Twelve month inflation rate	Weight	Index	Monthly inflation	Point to point inflation	Twelve-month inflation rate
Total country	200.5	1.5	22.0	34.8	27.24	231.3	1.9	14.6	42.6	72.76	188.9	1.3	25.7	31.4
Markazi	198.7	1.5	19.0	36.8	31.85	231.2	1.7	12.1	44.8	68.15	183.4	1.4	23.5	32.2
Gilan	190.8	1.0	20.3	33.9	25.01	216.4	-0.2	11.9	41.6	74.99	182.2	1.4	24.0	30.9
Mazandaran	195.3	0.8	21.3	35.8	29.17	220.1	-0.1	15.2	43.7	70.83	185.0	1.3	24.5	32.0
East Azarbayejan	204.4	1.6	19.3	35.5	30.00	229.0	1.7	13.6	41.7	70.00	193.8	1.5	22.4	32.4
West Azarbayejan	198.0	1.1	20.3	32.7	33.06	229.3	0.7	13.8	39.0	66.94	182.6	1.3	24.7	28.9
Kermanshah	203.1	1.9	19.8	32.9	31.62	235.8	1.5	14.0	43.6	68.38	188.0	2.2	23.4	27.0
Khuzestan	198.8	1.2	18.4	35.0	33.32	228.8	1.1	12.1	41.9	66.68	183.9	1.2	22.6	30.8
Fars	186.9	1.2	18.8	30.7	27.45	229.4	0.8	15.6	41.1	72.55	170.9	1.4	20.5	25.8
Kerman	191.5	1.1	22.6	34.4	33.88	221.8	0.5	17.1	43.7	66.12	176.0	1.5	26.4	28.7
Khorasan-e-Razavi	194.5	2.7	19.2	33.0	33.45	234.2	3.8	13.4	41.2	66.55	174.5	2.0	23.5	27.7
Esfahan	191.6	1.2	21.9	32.6	24.18	231.9	2.0	12.7	41.3	75.82	178.8	0.9	26.1	29.1
Sistan & Baluchestan	206.0	1.8	23.7	37.1	43.20	232.0	2.1	20.2	43.8	56.80	186.3	1.5	27.2	31.0
Kordestan	201.4	1.7	15.1	35.6	37.16	221.5	1.7	8.6	39.2	62.84	189.5	1.7	20.0	33.2
Hamedan	203.1	2.7	20.9	32.9	31.70	226.1	4.8	13.2	38.2	68.30	192.5	1.5	25.6	30.2
Chaharmahal & Bakhtiyari	214.0	1.2	18.9	37.6	37.03	236.7	1.5	7.4	41.7	62.97	200.7	1.0	28.4	34.6
Lorestan	218.8	1.4	23.7	40.2	34.63	231.9	1.5	11.4	43.0	65.37	211.8	1.3	32.1	38.4
Ilam	222.1	2.0	25.1	42.0	35.32	235.4	0.8	15.5	46.0	64.68	214.9	2.8	31.6	39.5
Kohgiluyeh & Boyerahmad	201.6	0.5	19.6	36.9	35.99	215.1	-1.0	10.3	41.0	64.01	194.1	1.4	26.2	34.2
Bushehr	202.3	1.3	19.7	37.8	31.53	251.1	0.8	15.5	49.4	68.47	179.8	1.7	22.5	30.9
Zanjan	191.9	1.5	19.9	33.9	32.96	211.2	1.7	15.9	36.0	67.04	182.4	1.3	22.4	32.6
Semnan	194.9	2.5	20.4	33.1	31.81	223.4	3.4	15.4	41.7	68.19	181.6	1.9	23.4	28.5
Yazd	196.5	1.4	19.0	35.7	31.90	232.3	2.2	9.6	43.0	68.10	179.7	1.0	25.5	31.4
Hormozgan	200.6	1.4	29.8	35.8	28.90	254.1	2.3	26.2	47.4	71.10	178.9	0.9	31.9	29.9
Tehran	207.5	1.2	25.1	35.6	19.05	237.7	2.4	16.3	44.5	80.95	200.3	0.9	27.8	33.2
Ardebil	193.4	2.2	21.0	35.7	37.05	222.5	2.1	14.6	42.7	62.95	176.3	2.3	26.3	30.8
Qom	189.7	1.5	21.8	32.0	26.44	230.9	2.3	17.1	42.3	73.56	174.9	1.1	24.2	27.4
Qazvin	197.2	0.8	19.9	36.1	34.27	223.3	1.9	16.4	41.9	65.73	183.7	0.2	22.3	32.6
Golestan	207.5	2.3	22.9	35.9	30.21	241.4	2.0	16.7	45.1	69.79	192.8	2.4	26.6	31.1
North Khorasan	216.6	2.5	22.7	37.8	34.31	232.6	3.1	16.3	41.7	65.69	208.3	2.2	26.8	35.5
South Khorasan	211.5	2.3	21.3	39.1	36.90	229.0	3.2	14.9	42.8	63.10	201.3	1.7	26.0	36.6
Alborz	196.8	2.2	24.8	35.6	23.78	231.6	1.8	16.3	42.8	76.22	185.9	2.3	28.5	32.8



General Price Index of Goods and Services for Urban Households and Percentage Changes in Index by Province, Month: Esfand Year: 1398

Base Year:1395=100

Province	General index				Food, beverages and tobacco					Non-food items and services				
	General index	Monthly inflation	Point to point inflation	Twelve month inflation rate	Weight	Index	Monthly inflation	Point to point inflation	Twelve month rate inflation	Weight	Index	Monthly inflation	Point to point inflation	Twelve- month inflation rate
Total country	199.5	1.4	22.2	34.4	25.03	232.0	1.8	14.4	42.7	74.97	188.6	1.3	25.6	31.1
Markazi	196.7	1.5	18.7	36.1	29.68	230.7	2.0	11.5	44.8	70.32	182.3	1.3	23.0	31.7
Gilan	190.3	1.1	20.6	33.2	22.06	220.3	0.2	11.6	41.3	77.94	181.8	1.4	24.0	30.5
Mazandaran	191.8	0.7	20.4	34.5	27.28	215.8	-0.6	14.0	42.5	72.72	182.8	1.3	23.5	31.0
East Azarbayejan	202.5	1.6	19.6	34.4	27.20	230.7	1.7	13.5	41.9	72.80	192.0	1.5	22.6	31.1
West Azarbayejan	195.9	1.0	21.6	32.6	29.87	227.9	0.5	16.3	40.3	70.13	182.3	1.2	24.7	28.7
Kermanshah	201.1	2.0	19.6	32.1	29.49	233.5	1.7	13.6	43.5	70.51	187.5	2.2	23.0	26.5
Khuzestan	198.0	1.1	18.9	34.9	31.00	230.4	1.0	12.9	42.3	69.00	183.5	1.2	22.5	30.7
Fars	183.1	1.2	18.2	29.1	24.54	226.1	0.7	14.6	39.7	75.46	169.2	1.4	19.8	24.9
Kerman	192.0	1.2	24.3	34.2	30.59	230.7	0.8	19.1	45.6	69.41	174.9	1.5	27.5	28.1
Khorasan-e-Razavi	189.4	2.4	18.6	31.7	30.86	231.4	3.1	12.4	40.7	69.14	170.6	2.0	22.7	26.5
Esfahan	190.0	1.2	21.5	32.0	23.50	230.6	1.8	12.3	40.8	76.50	177.6	0.9	25.6	28.6
Sistan & Baluchestan	207.9	1.8	24.6	38.1	37.28	246.1	1.9	22.5	46.8	62.72	185.1	1.8	26.3	31.6
Kordestan	199.9	1.8	15.5	34.8	34.99	224.4	1.8	10.1	40.2	65.01	186.7	1.8	19.3	31.5
Hamedan	202.4	2.1	21.3	32.4	27.99	228.9	3.4	13.2	38.5	72.01	192.1	1.5	25.5	29.6
Chaharmahal & Bakhtiyari	212.9	0.7	19.3	38.0	34.96	232.7	0.4	7.0	43.0	65.04	202.2	0.8	28.4	34.8
Lorestan	217.5	1.2	24.1	39.5	32.32	233.3	1.3	11.5	43.2	67.68	210.0	1.2	32.0	37.5
Ilam	223.3	2.2	25.3	41.2	33.01	238.5	1.1	15.4	45.0	66.99	215.9	2.8	31.5	39.1
Kohgiluyeh & Boyerahmad	202.7	0.8	20.9	37.0	32.46	220.9	0.2	11.9	42.9	67.54	194.0	1.1	26.5	33.7
Bushehr	199.3	0.7	17.7	36.6	29.95	251.2	-0.5	12.9	49.4	70.05	177.1	1.4	20.9	29.4
Zanjan	192.0	1.2	19.8	33.9	29.97	212.3	1.0	15.9	36.3	70.03	183.3	1.3	21.8	32.7
Semnan	193.6	2.4	20.0	32.3	30.33	226.4	3.3	15.3	41.9	69.67	179.3	1.9	22.8	27.4
Yazd	194.2	1.5	18.5	34.9	32.04	231.5	2.5	9.0	42.5	67.96	176.6	0.8	25.2	30.4
Hormozgan	196.1	1.2	29.0	34.8	24.30	258.4	2.1	24.7	48.5	75.70	176.1	0.8	31.1	29.1
Tehran	207.4	1.2	25.1	35.6	18.84	237.4	2.4	15.9	44.4	81.16	200.4	0.9	27.8	33.2
Ardebil	191.1	2.2	21.2	34.7	34.35	223.5	2.3	14.5	42.0	65.65	174.2	2.2	26.1	30.1
Qom	189.6	1.5	21.8	31.9	26.11	231.2	2.3	17.0	42.2	73.89	174.9	1.1	24.2	27.4
Qazvin	196.5	0.9	19.9	35.5	31.80	222.8	1.9	15.9	41.0	68.20	184.2	0.4	22.3	32.5
Golestan	207.3	2.6	23.3	35.8	27.05	243.7	2.7	16.4	46.5	72.95	193.8	2.6	26.8	31.0
North Khorasan	213.9	2.5	23.1	37.6	30.53	233.9	3.6	17.5	44.0	69.47	205.1	2.0	26.1	34.5
South Khorasan	210.8	2.5	21.5	39.4	34.71	230.0	3.7	14.8	43.6	65.29	200.6	1.8	25.9	36.8
Alborz	196.7	2.2	24.9	35.6	23.44	231.7	1.8	16.2	42.9	76.56	186.0	2.4	28.5	32.9



General Price Index of Goods and Services for Rural Households and Percentage Changes in Index by Province, Month: Esfand , Year: 1398

Base Year:1395=100

Province	General index				Food, beverages and tobacco					Non-food items and services				
	General index	Monthly inflation	Point to point inflation	Twelve month inflation rate	Weight	Index	Monthly inflation	Point to point inflation	Twelve month rate inflation	Weight	Index	Monthly inflation	Point to point inflation	Twelve-month inflation rate
Total country	206.2	1.8	21.1	37.3	39.62	229.0	2.2	15.1	42.2	60.38	191.2	1.4	26.2	33.5
Markazi	208.1	1.3	20.4	39.9	42.30	232.9	0.8	14.3	44.8	57.70	189.9	1.8	26.4	35.6
Gilan	192.2	0.5	19.4	36.0	33.87	208.7	-0.9	12.4	42.2	66.13	183.7	1.3	23.8	32.5
Mazandaran	201.9	1.0	23.0	38.2	32.77	227.1	0.7	17.2	45.6	67.23	189.6	1.2	26.6	34.0
East Azarbayejan	210.8	1.5	18.1	39.0	39.80	225.2	1.4	13.9	41.0	60.20	201.4	1.6	21.5	37.5
West Azarbayejan	203.9	1.3	17.0	32.8	41.77	232.1	1.0	9.5	36.5	58.23	183.6	1.7	24.8	29.5
Kermanshah	212.5	1.5	20.7	36.6	41.41	243.3	0.8	15.4	44.2	58.59	190.7	2.1	25.9	30.1
Khuzestan	203.1	1.4	15.7	35.8	45.60	222.8	1.6	9.3	40.3	54.40	186.6	1.2	22.8	31.2
Fars	202.5	1.5	21.3	36.7	39.33	237.7	1.2	17.8	44.8	60.67	179.7	1.6	24.4	30.4
Kerman	190.3	0.9	18.7	35.0	41.71	206.4	0.0	13.3	40.2	58.29	178.8	1.7	23.6	30.6
Khorasan-e-Razavi	216.7	4.0	21.7	38.1	44.72	242.6	5.9	16.5	42.7	55.28	195.8	2.1	27.5	33.6
Esfahan	209.4	2.0	25.7	39.1	31.92	242.8	3.5	16.1	44.9	68.08	193.7	1.2	32.0	35.8
Sistan & Baluchestan	202.3	1.7	21.9	35.1	55.40	212.5	2.4	16.7	39.2	44.60	189.6	0.8	29.9	29.3
Kordestan	206.5	1.4	13.5	38.2	44.55	213.8	1.5	4.6	36.5	55.45	200.7	1.3	22.3	39.7
Hamedan	205.2	4.4	19.7	34.5	42.56	220.7	7.9	13.2	37.5	57.44	193.7	1.7	25.8	32.1
Chaharmahal & Bakhtiari	217.2	2.6	17.8	36.3	42.84	245.8	4.0	8.2	38.8	57.16	195.8	1.4	28.4	34.0
Lorestan	222.3	1.8	22.6	42.1	41.26	228.9	2.0	11.3	42.7	58.74	217.7	1.7	32.5	41.7
Ilam	217.0	1.5	24.0	45.5	44.98	226.0	0.1	15.8	49.2	55.02	209.7	2.7	32.3	42.0
Kohgiluyeh & Boyerahmad	199.4	-0.1	16.8	36.7	43.38	206.1	-2.9	7.8	37.8	56.62	194.3	2.2	25.4	35.6
Bushehr	214.1	3.6	27.3	42.8	37.71	250.6	4.8	24.7	49.6	62.29	192.0	2.7	29.4	37.7
Zanjan	191.6	2.4	20.5	33.8	42.65	208.6	3.4	16.0	35.4	57.35	179.0	1.5	24.7	32.5
Semnan	201.2	2.6	22.1	36.9	38.74	212.5	3.8	16.1	41.2	61.26	194.1	1.8	26.6	33.9
Yazd	212.9	1.3	22.4	41.0	30.92	238.2	0.3	13.7	46.8	69.08	201.6	1.9	27.6	37.9
Hormozgan	211.1	1.8	31.5	38.1	39.64	247.9	2.6	28.6	45.7	60.36	187.0	1.0	34.2	32.1
Tehran	211.0	1.1	26.9	37.3	26.74	245.4	3.7	25.9	46.8	73.26	198.5	-0.1	27.4	33.4
Ardebil	200.1	2.2	20.7	38.5	44.68	220.5	1.8	14.6	44.3	55.32	183.6	2.6	27.2	33.0
Qom	195.1	1.7	22.8	35.1	38.45	223.7	1.1	19.6	45.5	61.55	177.3	2.1	25.5	27.5
Qazvin	200.2	0.3	20.1	38.3	44.04	224.5	1.6	17.8	44.3	55.96	181.1	-1.0	22.4	32.9
Golestan	207.9	1.5	22.0	36.2	36.83	238.0	0.9	17.1	43.0	63.17	190.4	2.0	25.9	31.5
North Khorasan	223.0	2.6	21.8	38.1	43.15	230.3	2.3	14.3	38.1	56.85	217.4	2.8	28.6	38.1
South Khorasan	213.3	1.7	20.9	38.4	42.47	226.9	2.2	15.2	41.2	57.53	203.2	1.4	26.1	36.0
Alborz	196.8	1.9	23.7	35.9	29.93	230.4	2.3	18.0	42.2	70.07	182.5	1.7	26.9	32.6



General Price Index of Goods and Services for National Households by Province and Main Groups

Month: Esfand , Year: 1398

Base Year:1395=100

Province \ Main groups	Foods and beverages	Tobacco	Clothing and footwear	Housing, water, electricity, gas and other fuels	Furnishings, household equipment and routine household maintenance	Health & medical services	Transport	Communication	Recreation and culture	Education	Restaurants and hotels	Miscellaneous goods and services
Total country	229.9	292.4	220.9	166.7	245.1	169.8	240.6	149.0	243.8	173.3	194.6	214.8
Markazi	228.3	321.1	204.4	138.8	255.0	171.5	253.4	139.6	240.2	158.8	211.7	209.7
Gilan	213.7	309.0	204.1	146.1	254.4	167.6	237.9	166.4	214.6	171.8	191.8	215.9
Mazandaran	219.0	277.9	206.6	145.7	244.8	177.5	249.5	153.7	232.2	186.3	203.2	206.7
East Azarbayejan	227.5	273.5	246.8	141.3	283.8	188.5	250.5	135.2	250.4	163.9	193.3	232.6
West Azarbayejan	227.2	289.8	242.8	145.1	255.0	186.6	223.5	145.8	253.8	178.6	183.3	200.0
Kermanshah	233.7	310.6	231.6	161.3	246.3	156.6	216.4	134.9	239.0	158.6	218.1	271.4
Khuzestan	227.1	305.4	207.4	147.6	228.4	168.8	252.1	157.4	215.5	169.8	184.2	202.3
Fars	226.8	359.8	209.0	144.0	228.7	153.3	227.8	158.5	198.6	162.8	189.4	193.3
Kerman	220.9	279.8	200.8	140.8	243.8	192.1	231.8	142.4	217.2	181.2	221.4	210.1
Khorasan-e-Razavi	233.5	293.1	241.1	141.6	255.1	162.9	222.4	146.2	243.5	173.1	206.0	214.9
Esfahan	229.6	330.0	213.4	144.6	256.0	177.8	213.5	150.8	265.0	168.1	220.5	214.1
Sistan & Baluchestan	231.3	270.6	215.9	147.9	205.1	149.4	282.6	142.7	201.1	121.8	185.5	194.8
Kordestan	219.7	275.8	249.5	137.5	264.8	166.0	211.7	149.7	264.2	160.2	199.3	277.8
Hamedan	223.9	283.4	227.4	163.6	262.3	150.5	236.9	168.9	239.3	167.7	231.9	187.8
Chaharmahal&Bakhtiyari	231.8	367.6	216.3	176.7	240.9	168.1	230.3	183.3	225.1	169.7	205.2	224.9
Lorestan	230.6	280.2	239.7	201.7	284.8	165.2	224.5	153.0	240.6	169.1	238.1	202.2
Ilam	234.9	293.5	250.8	169.7	287.0	194.2	241.9	173.2	300.1	169.2	223.9	251.8
Kohgiluyeh &Boyerahmad	214.9	275.1	213.3	158.4	239.8	147.6	216.3	151.6	245.5	161.8	193.7	221.7
Bushehr	250.8	273.7	207.6	143.6	255.9	158.5	247.1	137.7	228.3	160.6	205.9	220.6
Zanjan	209.4	278.8	235.7	143.3	234.9	168.1	222.8	128.9	246.4	171.9	200.9	208.9
Semnan	222.6	325.8	220.6	152.8	246.5	182.0	222.5	146.7	188.6	150.1	198.5	201.2
Yazd	229.9	350.8	223.2	145.7	282.2	166.5	224.8	141.5	272.7	184.3	220.5	216.9
Hormozgan	253.5	307.4	208.6	151.2	243.8	166.1	225.3	144.5	245.3	162.6	184.6	205.4
Tehran	237.3	255.7	213.5	194.1	220.5	169.5	253.3	148.3	257.0	179.4	181.2	215.5
Ardebil	220.7	275.1	209.8	140.1	242.7	163.5	210.0	137.8	220.5	164.4	200.7	208.4
Qom	230.0	283.3	202.3	155.5	222.2	152.0	224.4	155.6	218.4	184.3	186.1	193.6
Qazvin	220.9	308.5	203.0	144.5	263.4	165.6	233.1	140.6	265.7	168.8	205.7	238.6
Golestan	240.5	275.0	233.2	155.5	282.9	156.1	243.9	145.1	281.6	179.3	218.0	227.8
North Khorasan	229.3	346.0	282.4	159.2	298.7	185.8	240.2	152.8	251.6	191.4	206.3	238.5
South Khorasan	228.8	293.9	266.8	147.0	251.4	181.5	222.7	155.1	241.9	162.4	199.7	224.0
Alborz	230.8	272.0	208.5	166.9	230.6	172.9	257.8	127.4	254.5	174.3	184.6	208.0



Point to point inflation rate of Goods and Services for National Households by Province and Main Groups

Month: Esfand , Year: 1398

Base Year:1395=100

Province	Main groups	Foods and beverages	Tobacco	Clothing and footwear	Housing, water, electricity, gas and other fuels	Furnishings, household equipment and routine household maintenance	Health & medical services	Transport	Communication	Recreation and culture	Education	Restaurants and hotels	Miscellaneous goods and services
Total country		14.8	8.4	29.7	22.0	26.2	22.1	44.8	3.3	26.6	20.6	25.2	24.2
Markazi		12.4	6.1	28.0	15.4	26.9	22.0	44.2	0.2	22.3	13.1	20.2	24.3
Gilan		12.5	-0.5	27.3	18.2	26.3	24.0	40.2	4.8	22.8	20.8	25.8	21.7
Mazandaran		15.5	5.1	28.3	14.4	28.4	25.3	49.6	5.2	32.8	21.4	25.7	20.7
East Azarbayejan		13.7	10.2	30.8	11.5	24.9	24.5	42.0	3.0	18.6	17.5	16.8	22.4
West Azarbayejan		14.3	4.4	28.8	20.6	23.4	19.1	48.2	1.5	23.7	22.9	20.9	20.7
Kermanshah		14.0	14.1	30.4	18.2	27.5	16.8	43.9	1.1	31.4	12.2	20.0	27.2
Khuzestan		12.2	9.3	26.2	17.6	19.5	20.3	41.1	2.7	20.6	16.4	20.3	15.5
Fars		15.5	17.0	29.6	11.5	25.6	18.7	43.4	4.3	27.3	20.0	22.6	24.9
Kerman		17.3	7.0	32.6	13.6	29.7	30.4	64.8	0.9	36.2	29.5	31.1	27.4
Khorasan-e-Razavi		13.5	10.7	37.7	13.8	29.5	17.8	50.6	2.2	34.1	21.5	30.7	30.1
Esfahan		12.6	14.9	30.7	20.7	30.3	26.4	45.7	2.9	23.7	15.8	28.3	26.6
Sistan & Baluchestan		20.6	6.0	20.6	24.8	19.4	14.9	52.8	1.0	16.0	3.6	18.9	18.0
Kordestan		8.7	6.4	23.4	10.2	23.8	18.4	39.6	2.4	23.7	17.3	24.4	27.0
Hamedan		13.7	4.8	26.0	24.5	24.4	16.7	46.8	2.2	16.3	17.6	27.9	19.9
Chaharmahal&Bakhtiari		7.4	7.5	32.5	26.0	28.9	24.0	45.4	7.2	23.9	11.6	26.9	27.2
Lorestan		11.6	7.5	33.4	33.3	32.1	20.1	59.4	4.3	25.4	18.8	26.9	20.3
Ilam		15.6	8.4	39.6	23.7	34.8	28.5	45.9	8.3	43.9	20.1	32.4	29.3
Kohgiluyeh &Boyerahmad		10.3	6.6	26.5	22.9	21.0	10.6	47.3	0.9	28.9	17.3	28.7	20.8
Bushehr		15.5	15.2	23.6	12.4	25.2	18.8	51.8	2.2	18.1	18.8	20.9	22.5
Zanjan		16.4	2.3	34.9	11.3	26.0	16.5	43.3	2.0	30.9	18.2	26.0	22.0
Semnan		15.6	3.3	27.8	18.4	22.6	18.6	42.6	1.1	14.5	14.2	26.2	24.3
Yazd		9.5	11.8	29.8	19.4	26.7	21.9	51.5	1.5	34.2	29.5	26.2	24.6
Hormozgan		26.4	13.0	42.0	24.9	35.1	28.8	61.1	5.5	41.3	16.1	27.8	26.9
Tehran		16.4	9.6	27.8	27.1	25.0	21.9	41.9	4.4	28.9	23.4	27.0	25.2
Ardebil		15.2	2.4	39.9	15.3	30.2	19.7	49.6	1.0	29.3	22.2	34.3	25.8
Qom		17.3	10.1	24.4	23.8	24.5	19.4	43.2	3.8	19.3	21.2	18.9	20.6
Qazvin		17.0	2.3	24.6	17.7	23.9	21.9	35.4	0.9	23.9	22.1	17.9	23.6
Golestan		17.2	3.9	38.8	17.9	27.5	20.4	43.8	1.1	36.3	20.5	35.2	22.7
North Khorasan		16.8	5.7	35.8	19.2	32.3	21.9	40.7	4.2	25.2	12.7	22.8	26.0
South Khorasan		15.0	3.0	30.6	19.2	21.7	25.5	45.5	4.9	26.1	22.3	27.1	23.9
Alborz		16.7	3.7	26.7	27.3	23.1	22.6	46.2	1.7	29.7	24.1	19.9	25.3



Annual inflation rate of Goods and Services for National Households by Province and Main Groups

Month: Esfand , Year: 1398

Base Year:1395=100

Province	Main groups	Foods and beverages	Tobacco	Clothing and footwear	Housing, water, electricity, gas and other fuels	Furnishings, household equipment and routine household maintenance	Health & medical services	Transport	Communication	Recreation and culture	Education	Restaurants and hotels	Miscellaneous goods and services
Total country		43.0	29.9	43.9	23.7	49.3	25.9	46.8	15.4	45.5	21.8	40.1	37.2
Markazi		45.7	27.9	39.1	20.1	51.4	23.6	50.1	10.8	44.3	14.4	45.0	40.4
Gilan		42.4	25.1	42.5	18.7	53.3	25.3	48.0	17.9	41.3	18.6	45.3	35.5
Mazandaran		44.3	23.6	39.6	21.2	51.4	26.0	48.9	16.7	49.4	21.8	38.5	34.3
East Azarbayejan		42.5	24.7	48.1	13.9	54.9	32.9	51.1	12.1	42.6	15.5	38.4	39.1
West Azarbayejan		39.5	28.3	44.8	18.3	46.7	23.7	42.0	12.9	43.2	21.9	34.6	31.7
Kermanshah		44.0	35.0	39.8	16.9	47.0	20.5	40.4	11.2	46.5	16.7	45.1	39.1
Khuzestan		42.1	33.9	40.7	18.9	46.5	25.0	50.6	17.1	38.5	16.4	34.2	36.5
Fars		41.0	45.7	38.5	16.0	44.2	22.0	43.4	19.4	35.6	16.6	37.6	35.2
Kerman		44.0	30.1	34.1	19.4	45.9	31.2	45.1	14.5	41.4	23.6	50.2	34.6
Khorasan-e-Razavi		41.3	33.6	52.6	14.1	52.3	26.2	43.4	12.6	50.2	22.5	49.1	43.9
Esfahan		41.3	39.3	43.5	17.5	52.3	31.1	38.6	15.1	46.6	19.1	46.5	35.7
Sistan & Baluchestan		44.0	34.8	32.6	24.3	34.2	16.5	53.3	14.4	29.6	7.4	26.2	27.6
Kordestan		39.4	33.9	49.8	19.3	54.0	23.7	41.4	13.3	48.1	17.0	41.9	42.4
Hamedan		38.8	26.2	41.9	21.1	47.9	17.0	44.1	12.6	32.9	20.4	56.3	30.2
Chaharmahal&Bakhtiyari		42.1	35.2	42.0	26.3	48.3	26.2	44.5	20.7	40.3	15.5	43.4	41.6
Lorestan		43.5	31.0	51.7	33.8	60.2	23.7	41.7	17.0	42.9	23.2	57.4	37.4
Ilam		46.0	39.6	51.7	23.6	64.6	31.8	47.4	22.0	66.3	18.6	49.0	47.6
Kohgiluyeh &Boyerahmad		41.0	27.5	40.6	21.5	47.8	19.3	42.5	16.4	50.2	20.1	39.9	37.9
Bushehr		49.6	37.4	46.5	17.7	58.3	27.0	49.7	14.3	39.9	18.3	43.7	41.7
Zanjan		36.2	32.1	47.8	22.1	47.1	21.2	45.6	10.9	50.8	18.0	42.0	37.4
Semnan		41.9	28.2	45.5	20.8	48.5	25.9	39.2	10.6	26.7	11.8	37.2	30.7
Yazd		43.3	33.8	53.1	18.7	64.8	27.9	44.6	13.5	54.7	28.4	49.3	36.2
Hormozgan		47.5	40.8	41.8	18.7	50.5	30.1	46.1	15.3	46.7	17.8	35.7	37.4
Tehran		45.0	23.6	43.9	29.9	43.3	25.1	49.4	17.3	48.3	27.0	35.3	36.9
Ardebil		43.7	24.0	36.9	21.2	51.1	22.8	42.5	10.3	44.3	17.4	44.3	36.4
Qom		42.5	33.3	34.5	23.0	39.2	19.0	40.6	15.3	36.9	21.7	35.2	31.2
Qazvin		42.6	24.9	43.4	20.8	53.9	25.0	46.0	10.8	55.5	17.8	48.6	38.1
Golestan		45.9	24.8	48.0	17.0	59.9	21.7	44.5	12.1	60.4	21.6	47.0	42.1
North Khorasan		42.3	30.7	57.2	18.6	59.8	26.4	46.8	14.5	50.9	18.7	46.3	41.6
South Khorasan		42.8	30.3	57.0	19.0	51.6	30.0	40.1	16.6	45.9	20.1	44.8	39.4
Alborz		43.4	23.6	42.6	27.6	44.9	28.6	49.4	10.5	53.0	23.5	33.0	40.0



Statistical Centre of Iran

Contact information:

For more information on national CPI in current month, time series of CPI for national households and time series of national CPI for expenditure deciles, please visit:

www.amar.org.ir

Address:

Statistical Centre of Iran

No. 1, corner of Rahee Moayeri St., Dr. Fatemi Ave., Tehran 1414663111, I. R. Iran

Tel: +98 21 88958189

Email: int@sci.org.ir

The release of the report for the Month of Farvardin, the year 1399: May, 2020



Statistical Centre of Iran